

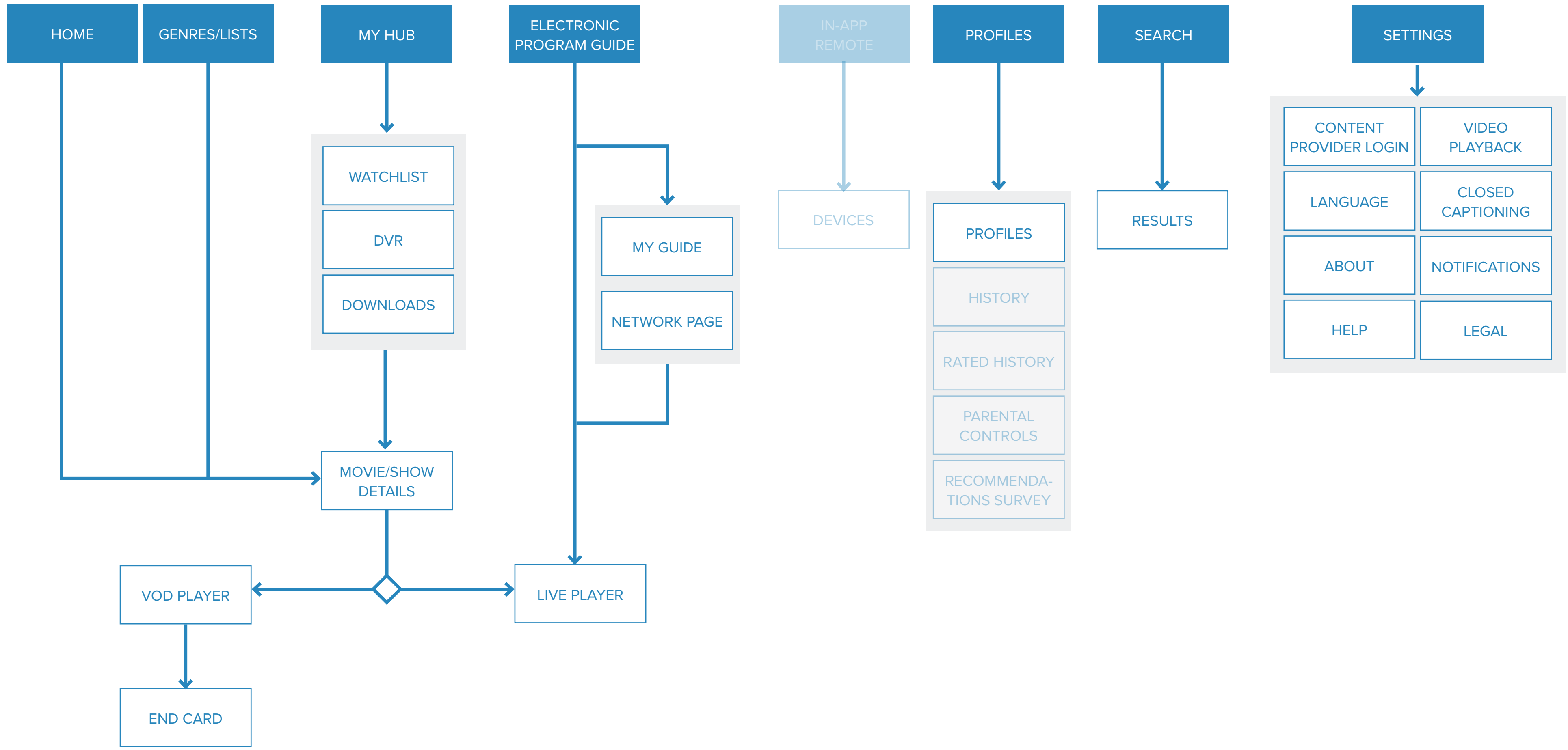
AZUKI: TV PLATFORM

ENSEMBLE UX . WIREFRAMES . DECEMBER 16, 2013

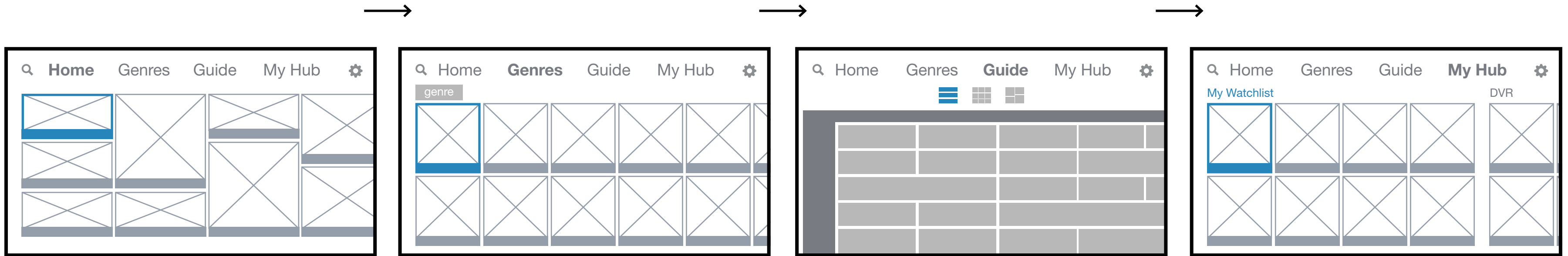
TV APPLICATION

This document highlights the changes to the information architecture for the TV application vs. the previous tablet and phone applications. Also illustrated are a couple different flows of how the sections interact with each other and how the user can navigate within it using the D-pad.

This is meant for high-level discussions of navigation. The details within the wireframes will be determined after.



Available via Main Menu



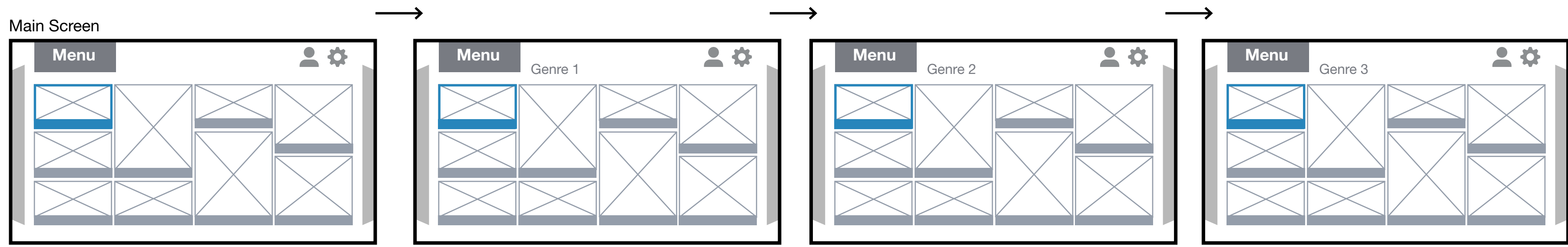
*select movie

*select show

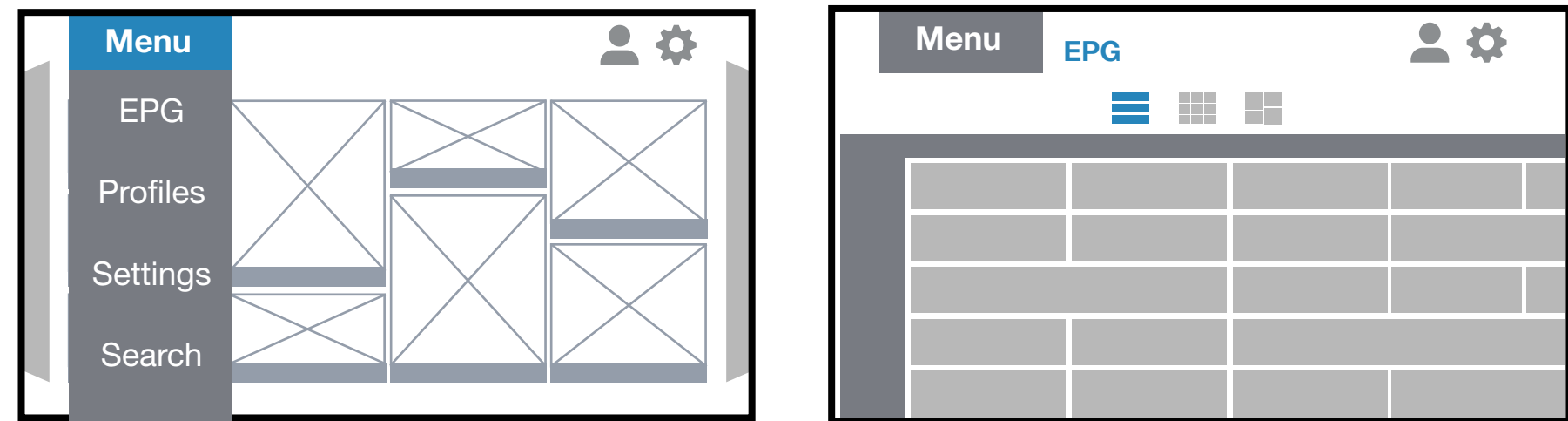
These screens, when possible will use horizontal scrolling so it never takes the user more than a few steps to get back to the top navigation.

A wireframe for a movie detail screen. It features a placeholder for a movie poster on the left. To the right, the text reads: **Movie Title**, followed by two lines of Lorem Ipsum: 'Lorem ipsum dolor sit amet, consectetur adipiscing elit.' and 'Curabitur venenatis cursus ornare.' Below the text are three buttons: 'Play' (highlighted in blue), 'Back', and 'More'. At the bottom, there is a horizontal row of ten small square placeholders.

A wireframe for a show detail screen. It features a placeholder for a show poster on the left. To the right, the text reads: **Title**, followed by two lines of Lorem Ipsum: 'Lorem ipsum dolor sit amet, consectetur adipiscing elit.' and 'Curabitur venenatis cursus ornare.' Below the text are three buttons: 'Watch Now' (highlighted in blue), 'Set Reminder', and 'More'.



*Menu Selected



These screens, when possible will use horizontal scrolling so it never takes the user more than a few steps to get back to the top navigation.

